

YOUR VISION
OUR MACHINES



PANEL SAW
Firma 40PL

AMUZMA®



Heavy-Duty Performance. Professional Precision.

The Firma 40PL is a powerful 16" panel saw for medium-sized workshops, offering a 3200mm cutting capacity. Built with industrial-grade materials, it ensures smooth, accurate cuts in MDF, plywood, laminates, and hardwood. Durable and precise, it's ideal for growing businesses."

SPECIFICATIONS

Main Blade Diameter	400 mm	Blade Tilting	
Main Blade Speed	4500 rpm	<input checked="" type="checkbox"/> Standard	Manual Tilting
Scoring Blade Diameter	120 mm	<input type="checkbox"/> Option	Motor Tilting
Scoring Blade Speed	8000 rpm	Table Size	1020(690+720) mm
Blade Tilt	0-45°	Dust Extraction Outlet	100mm
Max Depth of Cut @ 45°	85 mm	Main Motor Output	
Max Depth of Cut @ 90°	125 mm	<input checked="" type="checkbox"/> 3*400V	5.5kW SI
Max Rip Capacity	1250 mm	<input type="checkbox"/> 3*400V	7kW SI
Sliding Beam Size		Scoring Motor Output	0.75kW SI
<input checked="" type="checkbox"/> Standard	3200×418 mm	Net/Gross Weight	760/870kgs
<input type="checkbox"/> Option	3800 x 418 mm	Package size	
Sliding Beam Cutting Capacity		<input checked="" type="checkbox"/> Pallet	2300×1190×910/3675×505×280 mm
<input checked="" type="checkbox"/> Standard	3200 mm	<input type="checkbox"/> Wood box	2300×1190×910/3675×505×280 mm
<input type="checkbox"/> Option	3800 mm	Dimensions	
Blade Raising		Length	6700 mm
<input checked="" type="checkbox"/> Standard	Manual Rised	Width	5790 mm
<input type="checkbox"/> Option	Motor Rised	Height	1480 mm

Standard Equipment Optional Equipment

ACCESSORIES



Scoring Blade Adjustment Knob



Handwheel for Blade Tilt

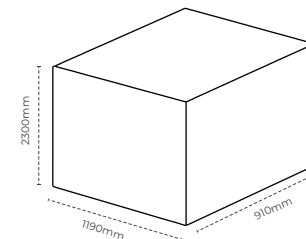
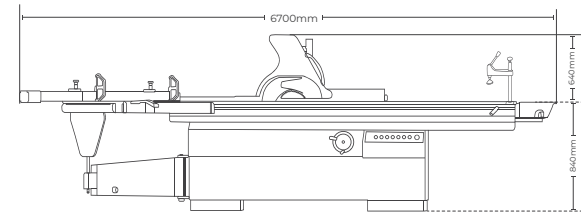
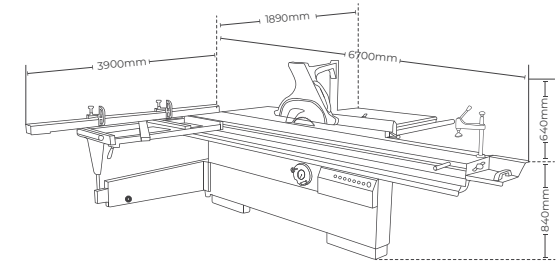


Overhead Saw Blade Guard



Sliding Table Handle and Control Panel

DIMENSIONS




Contact Us

 +971 45478088

 +971 50 857 6840

 info@amuzmamachinery.com

 www.amuzmamachinery.com

 Ras Al Khor, Industrial Area 2,
United Arab Emirates



Website



Contact Us