

**YOUR VISION
OUR MACHINES**



PANEL SAW
Forte 40PA

AMUZMA[®]



Forte 40PA Panel Saw – Precision Cutting Solution

A reliable panel saw designed for precise, smooth, and efficient cutting of MDF, plywood, laminated boards, and solid wood panels. Its strong motor and sliding beam system ensure stable performance for professional woodworking. Perfect for furniture factories, carpentry workshops, and industrial panel processing.

SPECIFICATIONS

Main Blade Diameter	400 mm	Blade Rising	Manual Rised
Spindle Diameter	30 mm	Blade Tilting	Motor Tilting
Main Blade Speed	30 rpm	Dust Extraction Outlet	100mm
Scoring Blade Diameter	120 mm	Main Motor Output	
Scoring Blade Speed	8500 rpm	<input checked="" type="checkbox"/> 3*400V	5.5kW / 7.5HP
Spindle of Scoring Saw	20 mm	<input type="checkbox"/> 3*400V	7.5 kW / 10 HP
Blade Tilt	0-45°	Scoring Motor Output	0.1kW
Max Depth of Cut @ 45°	85 mm	Net/Gross Weight	800/850kgs
Max Depth of Cut @ 90°	125 mm	Package size	
Max Rip Capacity	1300 mm	Wood box	2300 X 1190 X 1000 mm
Sliding Beam Size		Dimensions	
<input checked="" type="checkbox"/> Standard	3200×435 mm	Length	6700 mm
<input type="checkbox"/> Option	3800×435 mm	Width	5790 mm
Sliding Beam Cutting Capacity		Height	1480 mm
<input checked="" type="checkbox"/> Standard	3200 mm		
<input type="checkbox"/> Option	3800 mm		

Standard Equipment

Optional Equipment

ACCESSORIES




Overhead Saw Blade Guard (Crown Guard)



Outrigger Table (Crosscut Support Table)

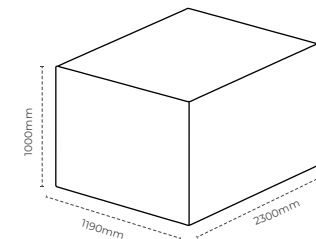
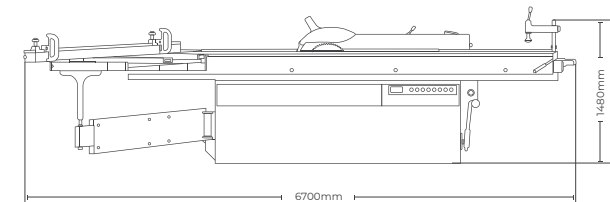
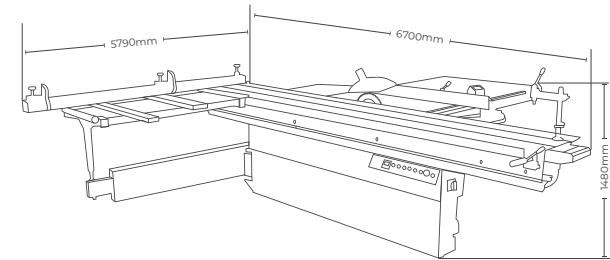


Digital Readout (DRO) for Rip Fence



Carriage Handle for Rip Fence

DIMENSIONS




Contact Us

 +971 45478088

 +971 50 857 6840

 info@amuzmamachinery.com

 www.amuzmamachinery.com

 Ras Al Khor, Industrial Area 2,
United Arab Emirates



Website



Contact Us